

- (Don't Deposit College Fee Net Banking Or NEFT)
- Deposit College Fee Via SBI Portal (SB Collect) Only...

How to Deposit College Fee in College Account

Address Bar  On

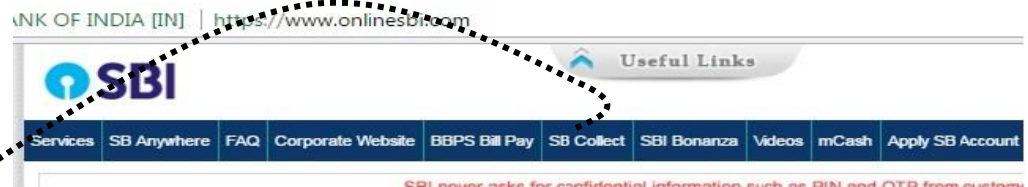
Type SBI ONLINE on Google

 SBI Online

Click on ---- www.onlinesbi.com

 www.onlinesbi.com


A window will appear,





click on SB Collect Tab.


Check on "I agree" in checkbox and click on  Proceed button.

State Bank Collect Form will appear on screen

Select state ----- Rajasthan 

Select Institute ----- Educational Institute 

Select College Name 

 Govt. Women Engineering College, Ajmer

Select Category ---- B.Tech
M.Tech
M.C.A.

(In College Id Field 1st Year Students should fill "New" in case of non availability of college Id)

A form will appear on screen, fill this form very carefully.

After filling all the entries verify the information and click on submit button.

 Submit

Then Select Payment Options (Net Banking, Debit Card, Credit Card etc.)

After completion of form filling procedure submit the hard copy of the same in college Accounts section.

D.D.'s are also acceptable for college fee

D.D. Details --- D.D. in favor of "Principal, Govt. Mahila Engineering College, Ajmer

Payable at --- Ajmer

- **(Don't Deposit College Fee Net Banking Or NEFT)**
 - **Deposit College Fee Via SBI Portal (SB Collect) Only...**
-

D.D.'s are also acceptable for college fee

D.D. Details --- D.D. in favor of "Principal, Govt. Mahila Engineering College,
Ajmer

Payable at --- Ajmer